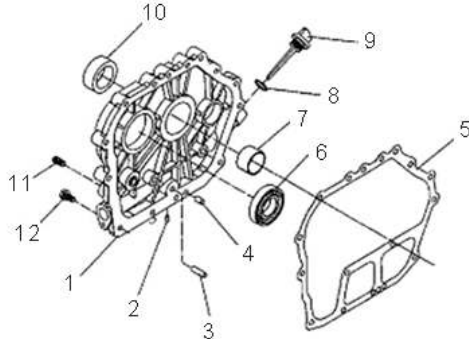
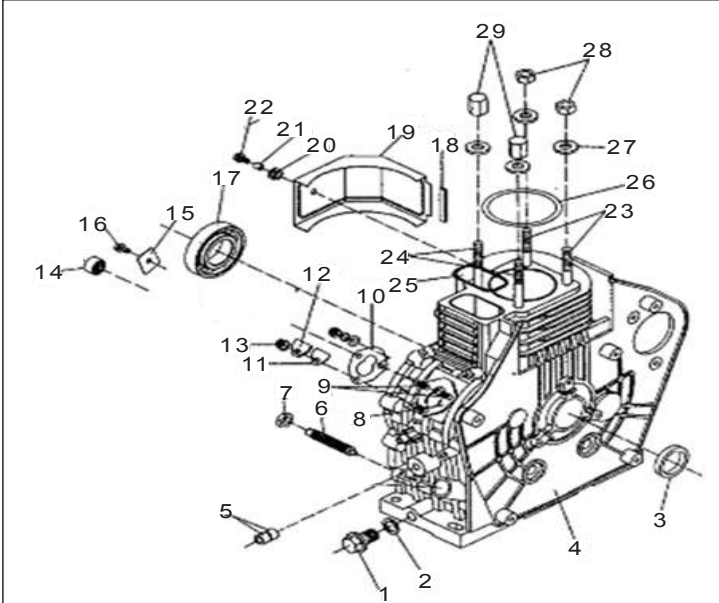
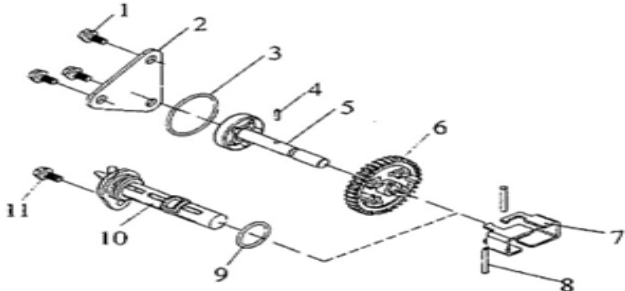


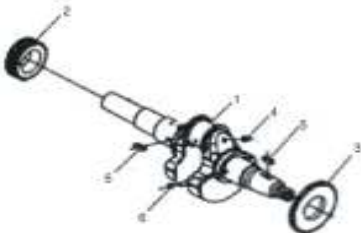
Diagram Number		Vendor Code (Correct)	Foggers Name
ENGINE: Crankcase Cover			
1~2		2.51.05.006700	SN-E-2.51.05.004600-Crankcase Cover
3		2.55.06.005700	SN-E-2.55.06.005700-Oil Conduit
4		2.63.01.00631	SN-E-2.63.01.00631-Pin/8m6*12
5		2.60.01.004300	SN-E-2.60.01.002900-Crankcase Cover Gasket
6		2.63.02.016100	SN-E-2.63.02.003600-Ball Bearing/6206/P5
7		2.63.02.015900	SN-E-2.63.02.005600-Slide Bearing
8		2.63.01.00624	SN-E-2.63.01.00624-O-Ring Seal/φ17.7×φ22.5×2.4
9		2.51.06.003600	SN-E-2.51.06.002400-Oil Dipstick
10		2.09.04.005300	SN-E-2.63.01.00638-*Oil Seal/45×30×10
11		2.63.01.01221	SN-E-2.63.01.01221-Hexagonal Internal Screw Plug/z1/8
12		2.63.01.02859	SN-E-2.63.01.00618-Bolt/5789/1986/M8×34
ENGINE: Cylinder Block			
1		2.63.01.03146	SN-E-2.63.01.01219-Drain Plug Screw
2		2.63.01.03262	SN-E-2.63.01.03052-Drain Plug Screw Washer
3		2.63.01.00636	SN-E-2.63.01.00637-Oil Seal/GB/T9877.1-45×30×8
4		2.51.01.013800	SN-E-2.51.01.008100-Cylinder Block
5		2.63.02.003500	SN-E-2.63.02.003500-Needle Bearing/HK081410
6		2.55.01.006700	SN-E-2.55.01.006700-Fuel Controller Assem.
7		2.63.01.01744	SN-E-2.63.01.00813-SN-2.63.01.00813-Bolt/M10*1.25
8		2.63.01.03150	SN-E-2.63.01.01082-Forcing Stud of Fuel Injection Pump(short)
9		2.63.01.03149	SN-E-2.63.01.01081-Forcing Stud of Fuel Injection Pump(long)
10		2.63.01.01086	SN-E-2.63.01.01086-Fuel Injection Pump Washer
11		2.60.10.001900	SN-E-2.60.10.001900-Joint Washer
12		2.62.02.004200	SN-E-2.62.02.004200-Seal plate
13		2.63.01.03065	SN-E-2.63.01.00284-Nut M6
14		2.63.02.001200	SN-E-2.63.02.001200-Needle Bearing HK1512
15		2.62.02.004300	SN-E-2.62.02.004300-Thrust Plate
16		2.63.01.00804	SN-E-2.63.01.00615-Bolt M8×12
17		2.63.02.016000	SN-E-2.63.02.003800-Ball bearing 6308/P5
18		/	/
19		2.52.07.004200	SN-E-2.52.07.002200-Govemor
20		/	/
21		/	/
22		2.63.01.03133	SN-E-2.63.01.00238-Bolt/M6×14
23		2.63.01.03207	SN-E-2.63.01.00113-Cylinder head stud bolt (short)
24		2.63.01.03208	SN-E-2.63.01.00114-Cylinder head stud bolt (long)
25		2.62.01.013000	SN-E-2.62.01.007700-Seal
26		2.60.08.006300	SN-E-2.60.08.004600-Cylinder Head Gasket
		2.60.08.006301	
		2.60.08.006302	

		2.60.08.006303	Cylinder Head Gasket
		2.60.08.006304	
		2.60.08.006305	
27		2.63.01.02852	SN-E-2.63.01.01218-Cylinder Head Nut Gasket
28		2.63.01.02851	SN-E-2.63.01.01216-Cylinder Head Nut (Thin)
29		2.63.01.02850	SN-E-2.63.01.01217-Cylinder Head Nut (Thick)
30		2.62.02.004400	SN-E-2.62.02.004400-Starting Motor Hole Cover(only in electric start)

### ENGINE: Lubricating System

1		2.63.01.03133	SN-E-2.63.01.00233-Bolt/GB/T 5789-1986-M6*12
2		2.62.02.004600	SN-E-2.62.02.004600-Lube Oil Pump Cover
3		2.63.01.00627	SN-E-2.63.01.00627-O-ring /φ34*2
4		2.63.01.00629	SN-E-2.63.01.00629-Pin/GB/T 119.1-2000-3m6*16
5		2.55.01.008300	SN-E-2.55.01.008300-Engine oil Pump Unit
6		2.55.01.008200	SN-E-2.55.01.008200-Drive Gear of Lube Oil Pump
7		/	/
8		/	/
9		2.63.01.00625	SN-E-2.63.01.00625-O-ring/φ20.2*φ25*2.4
10		2.50.11.014400	SN-E-2.50.11.014400-Lube Oil Filter Assem.
11		2.63.01.03134	SN-E-2.63.01.00238-Bolt/GB/T 5789-1986-M6*14

### ENGINE: Crankshaft

1&4		2.51.15.043800	SN-E-2.51.15.030200-Crankshaft
2		2.51.15.043900	SN-E-2.51.15.032800-Crankshaft Timing Gear
3		2.51.14.001400	SN-E-2.51.14.000600-Drive Gear of Balance Shaft
5		2.63.01.00622	SN-E-2.63.01.00622-Key/GB/T 1096-2003-5*5*12
6		2.63.01.00607	SN-E-2.63.01.00607-Key/GB/T 1096-2003-5*5*7

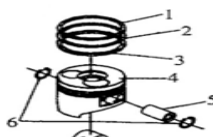
### ENGINE: Balance Shaft

1		2.63.02.003700	SN-E-2.63.02.003700-Rolling Bearing//6202/P5
2		2.51.14.000900	SN-E-2.51.14.000800-Balance Shaft
3		2.63.01.00607	SN-E-2.63.01.00607-Key-GB/T 1096-2003-5*5*7
4		2.51.14.001500	SN-E-2.51.14.000700-Timing Gear of Balance Shaft

### ENGINE: Camshaft Assy

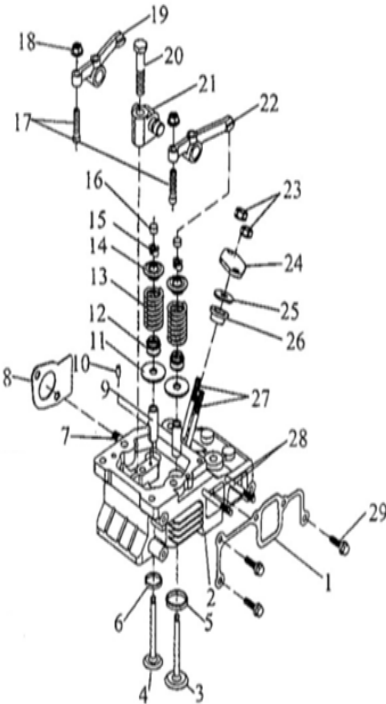
1		2.50.07.001900	SN-E-2.50.07.001100-Valve Push Rod
2		2.50.08.001800	SN-E-2.50.08.001800-Valve Tappet
3		2.51.16.005800	SN-E-2.51.16.004300-Camshaft Timing Gear
4		2.63.01.00622	SN-E-2.63.01.00622-Key-GB/T 1096-2003-5*5*12
5		2.51.16.005900	SN-E-2.51.16.004200-Camshaft

### ENGINE: Piston Assy

1~3		2.51.11.003900	SN-E-2.51.11.001800-Piston Rings Assy.
4		2.51.08.004400	SN-E-2.51.08.002400-Piston
5		2.51.09.001600	SN-E-2.51.09.000800-Piston Pin

6		2.63.01.02858	SN-E-2.63.01.00639-Retainer Ring/GB/T 893.1-1986-φ21
8		2.51.12.004400	SN-E-2.51.12.004700-Connecting Rod Shaft Bushing
7&9&10		2.51.12.004300	SN-E-2.51.12.001900-Connecting Rod Shaft Assy.

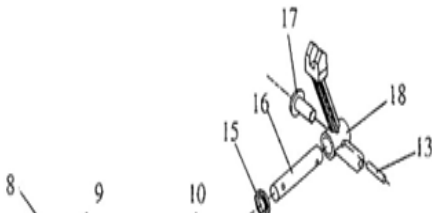
### ENGINE: Cylinder Head Assem.

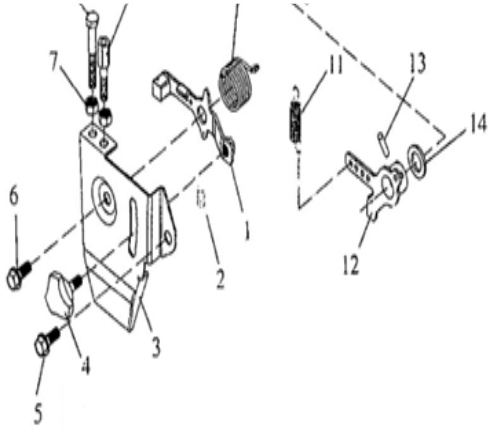
1		2.60.02.002600	SN-E-2.60.02.002200-Intake Pipe Shim
2&5&6		2.50.02.004500	SN-E-2.50.02.000800-Cylinder Cover
3		2.50.03.002000	SN-E-2.50.03.001100-Intake Valve
4		2.50.04.002000	SN-E-2.50.04.000900-Exhaust Valve
7		2.63.01.03159	SN-E-2.63.01.00608-Stud/M8*34
8		2.60.03.001300	SN-E-2.60.03.001400-Exhaust Pipe Wahser
9		/	SN-E-2.50.03.000803-Valve Conduit (not sell seperately)
10		2.63.01.00630	SN-E-2.63.01.00630-Pin-GB/T 119.1-2000-4m6*8
11		2.50.09.001700	SN-E-2.50.09.001700-Valve Spring Gasket
12		2.51.17.005100	SN-E-2.51.17.002900-Valve Conduit Oil Seal
13		2.50.09.004700	SN-E-2.50.09.001600-Valve Spring
14		2.50.09.004800	SN-E-2.50.09.002500-Valve Spring Seat
15		2.50.09.004900	SN-E-2.50.09.002400-Valve Retaining Clip
16		2.50.09.005000	SN-E-2.50.09.002300-Valve Ajusting Cushion
17~19 & 21~22		2.50.05.000800	SN-E-2.50.05.000800-Rocker Arm Seat Assem.
20		2.63.01.03153	SN-E-2.63.01.01091-Set bolt of Rocker Arm seat/M8*45
23		2.63.01.03065	SN-E-2.63.01.00284-Nut/M6
24		2.62.02.004500	SN-E-2.62.02.004500-Fuel Injection ValveRetainer
25		2.62.01.006300	SN-E-2.62.01.006300-Heat Insulator Gasket / (0.1/0.3/0.5)
26		2.62.01.005700	SN-E-2.62.01.005700-Heat Insulator
27		2.63.01.03161	SN-E-2.63.01.01108-Stud/GB/T 900-1988-M6*50
28		2.63.01.03162	SN-E-2.63.01.01117-Stud/GB/T 900-1988-M6*60
29		2.63.01.03137	SN-E-2.63.01.00246-Bolt/GB/T 5789-1986-M6*25

### ENGINE: Flywheel Assem.

1		2.53.01.008800	SN-E-2.53.01.007800-Flywheel
2		2.52.03.004000	SN-E-2.52.03.001500-Starting Ratchet Reel
3		2.63.01.03151	SN-E-2.63.01.01087-Flywheel Nut / M16*1.5*15
4		2.63.01.03092	SN-E-2.63.01.01088-Flywheel Nut Gasket / φ17*φ32*5
5		2.63.01.03133	SN-E-2.63.01.00233-Bolt /GB/T 5789-1986-M6*12

### ENGINE: Governor & Controller Assem.

1~18		/	SN-E-2.55.01.007500-Governer & Control Assy.
1		2.54.01.004400	SN-E-2.54.01.004400-Control Handle (2.54.01.004400)
2		2.63.01.01099	SN-E--Return Spring
3		2.54.01.011200	SN-E-2.54.01.011100-Control Handle Support (2.54.01.011100)
4		/	SN-E--(not sell separately)
5		2.63.01.03134	SN-E--Bolt / GB/T 5789-1986-M6*14

6		2.63.01.03135	SN-E--Bolt / GB/T 5789-1986-M6*18
7		/	SN-E--(not sell separately)
8		/	SN-E--(not sell separately)
9		/	SN-E--(not sell separately)
10		2.63.01.01098	SN-E--Return Spring
11		2.54.02.007900	SN-E--Governor Spring
12		/	SN-E--(not sell separately)
13		/	SN-E--(not sell separately)
14		2.63.01.01101	SN-E--Governor Lever Washer /φ8.5*φ18*0.8
15		2.51.17.003100	SN-E--Lever Shaft Oil Seal
16		/	(not sell separately)
17		2.54.01.010500	SN-E-2.54.01.004100-Governor Push Reel
18		2.54.01.010600	SN-E-2.54.01.004500-Fork

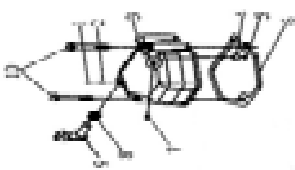
### ENGINE: Fuel Injection Pump

1~8		2.55.01.007000	SN-E-2.55.01.007400-Fuel Injection Pump Assy.
19		/	(not sell separately)

### ENGINE: Fuel Injection Valve Assem.

1~8		2.55.01.007200	SN-E-2.55.01.007200-Fuel Injector Assy.
7		/	(not sell separately)

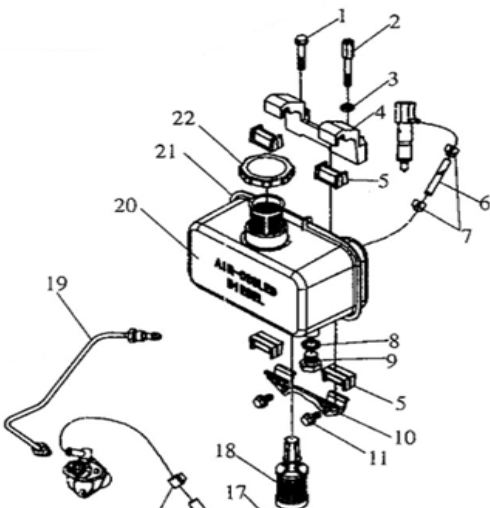
### ENGINE: Cylinder Head Aseem.

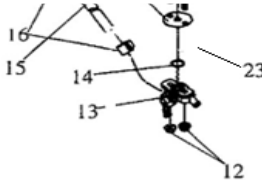
1~5 & 7-9		2.50.01.002500	SN-E-2.50.01.002500-Cylinder Head Cover Assy.
6		2.60.09.001300	SN-E-2.60.09.001300-Cylinder Head Cover Washer
9		/	SN-E--Pressure reduceing valve(not sell separately)
10		2.63.01.03063	SN-E-2.63.01.00633-Bolt / GB/T 5789-1986-M6*55

### ENGINE: Muffler

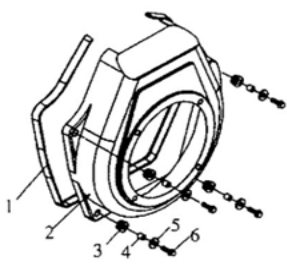
1		2.50.12.024500	SN-E-2.50.12.021400-Muffler Assem.
2		2.63.01.03064	SN-E-2.63.01.00272-Bolt /GB6170-M8*1.5
3		2.63.01.03155	SN-E-2.63.01.00389-Gasket / GB/T 97.1-2002-φ8
4		2.63.01.03157	SN-E-2.63.01.01463-Gasket / GB/T 93-1987-φ8
5		2.63.01.01241	SN-E-2.63.01.00238-Bolt /GB/T 5789-1986-M6*14

### ENGINE: Fuel Tank Assem.

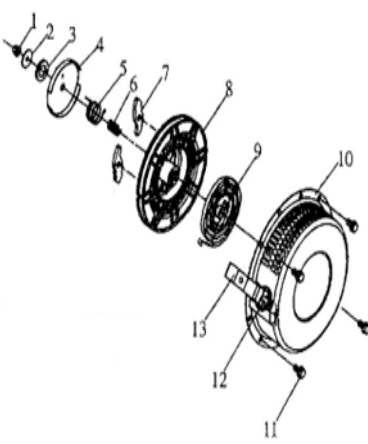
1		2.63.01.03140	SN-E-2.63.01.00619-Bolt / GB/T 5789-1986-M8*45
2		2.63.01.03057	SN-E-2.63.01.03057-Set Bolt of Fuel Tank Upper Support
3		2.63.01.03157	SN-E-2.63.01.00389-Gasket / GB/T 97.1-2002-φ8
4		2.55.09.005200	SN-E-2.55.09.001900-Fuel Tank Upper Support
5		2.61.05.005600	SN-E-2.61.05.005600-Cushion
6		2.55.06.021300	SN-E-2.55.06.024600-Fuel Return Pipe
7		2.55.07.002200	SN-E-2.55.07.002200-Fuel Return Pipe Clip
8		2.63.01.03399	SN-E-2.63.01.01095-Drain Bolt Washer φ12.5*φ18*2

9		2.63.01.03141	SN-E-2.63.01.00621-Bolt / GB5786-M12*14*1.25
10		2.55.09.002100	SN-E-2.55.09.002100-Fuel Tank Lower Support
11		2.63.01.03134	SN-E-2.63.01.00238-Bolt / GB/T 5789-1986-M6*14
12		2.63.01.03065	SN-E-2.63.01.00284-Nut / M6
13		2.55.08.001700	SN-E-2.55.08.001700-Fuel Tank Switch Assem.
14		2.09.01.002200	SN-E-2.63.01.00626-O-Ring / $\phi 13.2 \times 1.8$
15~16		2.55.06.006000	SN-E-2.55.06.006000-Fuel Pipe with Clip / $\phi 7.4 \times \phi 13 \times 50$
17		2.60.10.002100	SN-E-2.60.10.002100-Fuel Filter Washer (Diesel Filter Washer)
18		2.55.01.022200	SN-E-2.55.01.006500-Element Assem.
19		2.55.06.019200	SN-E-2.55.06.006400-High-pressure Fuel Pipe Assem.
20		2.62.03.008200	SN-E-2.62.02.006700-Fuel Tank Weldment Assem.
21		2.62.01.005600	SN-E-2.62.01.005600-Fuel Filler Screen
22		2.62.03.004000	SN-E-2.62.03.004000-Fuel Tank Cap
23		2.60.10.002000	SN-E-2.60.10.002000-Fuel Switch Washer

### ENGINE: Fan Cover Assem.

1		2.61.05.005700	SN-E-2.61.05.005700-Cushion
2		2.52.01.112800-2	SN-E-2.52.01.075200-Fan Cover Weldment Assem.
3		2.61.05.003100	SN-E-2.61.05.003100-Cushion Sheath
4		2.63.01.011105	SN-E-2.63.01.011105-Sheath / $\phi 7 \times \phi 10 \times 10.5$
5		/	SN-E-2.63.01.00656-Gasket-GB/T 96.1-2002- $\phi 6$ (not sell separately)
6		/	SN-E-2.63.01.00613-Bolt/GB/T 5789-1986-M6*22 (not sell separately)

### ENGINE: Manual starting assem.

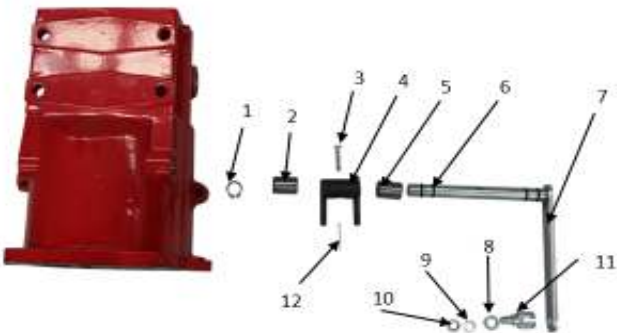
1		/	SN-E-2.55.01.007020-Nut / M6(not sell separately)
2		/	SN-E-2.55.01.007021-Gasket(not sell separately)
3		/	SN-E-2.52.01.041812-Friction Plate(not sell separately)
4		/	SN-E-2.52.01.041815-Starter Ratchet Reel(not sell separately)
5		/	SN-E-2.52.01.041808-Return Spring(not sell separately)
6		/	SN-E-2.52.01.041809-Compression Spring(not sell separately)
7		/	SN-E-2.52.01.041803-Ratchet(not sell separately)
8		/	SN-E-2.52.01.041802-Starter Reel
9		/	SN-E-2.52.01.041801-Spiral Spring
10		/	SN-E-2.52.01.041807-Outer Cover
11		/	SN-E-2.63.01.00612-Bolt / M6*8-GB/T 5789-1986
12		/	SN-E-2.52.01.076801-Starter Rope
13		/	SN-E-2.52.01.041805-Starter Handle
1~13		2.52.01.114400	SN-E-2.52.01.062500-Recoil Starter Assy.

### ENGINE: Air Filter Assem.


1		2.55.10.001900	SN-E-2.55.10.000800-Inlet Pipe
2		2.50.11.005502	SN-E-2.50.11.005603-Air Cleaning Bottom Washer
3		2.50.11.005503	SN-E-2.50.11.005503-Air Cleaning Bottom Case
4		2.63.01.03065	SN-E-2.63.01.00284-Nut / M6

5		2.63.01.03160	SN-E-2.63.01.01107-Stud / M6
6		2.50.11.005501	SN-E-2.50.11.005501-Air Cleaning Washer
7		2.50.11.013600	SN-E-2.50.11.013600-Long Neck Air Cleaner Assem.(oil bath)


### Weeder:Gear Box (Clutch Fork)


1		2.07.03.001100	SN-W-2.07.03.001100-Clip of axes -GB/T 894.2-1986-Φ14
2		2.67.02.000037	SN-W-2.67.02.000037-Bushing for clutch fork shaft 18* Φ 14*25
3		2.63.01.02483	SN-W-2.63.01.02483-B Pin GB/T 882-2008 φ6*24/B
4		2.67.02.000026	SN-W-2.67.02.000026-Clutch fork
5		2.67.02.000039	SN-W-2.67.02.000039-Brushing for shifting shaft φ18*φ14*30
6		2.09.01.000500	SN-W-2.09.01.000500-O Ring-GB/T 3452.1-2005-φ11.2*2.65
7		2.67.02.000062	SN-W-2.67.02.000062-Clutch fork shaft assy
8		2.63.01.02093	SN-W-2.63.01.02093-Flat washer -GB/T 97.1-2002-φ8
9		2.63.01.01705	SN-W-2.63.01.01705-Spring washer
10		2.63.01.00287	SN-W-2.63.01.00287-Nut/GB/T 6170-2000 M8
11		2.67.02.000030	SN-W-2.67.02.000030-Clutch cable seat
12		2.63.01.01884	SN-W-2.63.01.01884-Cotter pin -GB/T 91-2000-2.5*30

### Weeder:Gear Box (Reverse Gear Fork)

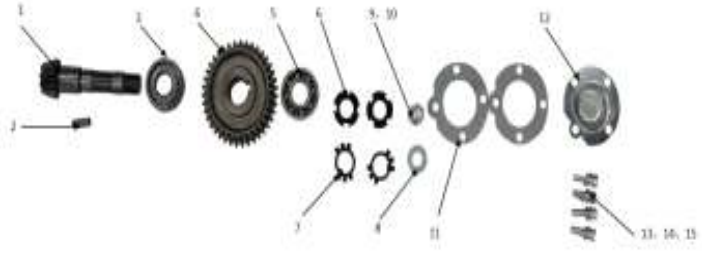
1		2.51.06.001300	SN-W-2.51.06.001300-Oil dipstick
2		2.63.01.00287	SN-W-2.63.01.00287-Nut/GB/T 6170-2000 M8
3		2.67.02.000064	SN-W-2.67.02.000064-Clutch cable seat
4		2.67.02.000031	SN-W-2.67.02.000031-Reverse gear rope seat
5		2.09.01.000500	SN-W-2.09.01.000500-O Ring-GB/T 3452.1-2005-φ11.2*2.65
6		2.67.02.000050	SN-W-2.67.02.000050-Reverse gear fork shaft
7		2.67.02.000040	SN-W-2.67.02.000040-Brushing for reverse shaft (short)-φ22*φ18*3.5
8		2.67.02.000027	SN-W-2.67.02.000027-Reverse gear fork
9		2.63.01.02093	SN-W-2.63.01.02093-Flat washer -GB/T 97.1-2002-φ8
10		2.63.01.02485	SN-W-2.63.01.02485-Six-angle nut -GB/T 6178-1986-M8
11		2.63.01.01884	SN-W-2.63.01.01884-Cotter pin 2.5*30
12		2.09.05.006800	SN-W-2.09.05.007500-Paper pad for flange plate 0.5mm
13		2.01.02.015200	SN-W-2.67.02.000189-Flange plate/Iron cast
14		2.01.01.036500	SN-W-2.67.02.000001-Gear box housing/aluminium

### Weeder:Gear Box (Reverse Gear Shaft)

1		2.63.01.02320	SN-W-2.63.01.02320-Bolt -GB/T 5783-2000-M10*20
2		2.63.01.02094	SN-W-2.63.01.02094-Flat washer -GB/T 97.1-2002-φ10
3		2.63.01.02538	SN-W-2.63.01.02538-Cylindrical pin φ5*10
4		2.09.01.000900	SN-W-2.09.01.000900-O-Ring -GB/T 3452.1-2005-φ18*1.8
5		2.67.02.000013	SN-W-2.67.02.000013-Reverse gear axes
6		2.67.02.000014	SN-W-2.67.02.000014-Reverse gear pulling plate

7		2.67.02.000015	SN-W-2.67.02.000015-Reverse gear wheel
8		2. 07. 01. 003500	SN-W-2.07.01.003500-Driving gear gasket- Φ17*Φ27*1.5
9		2.07.04.000400	SN-W-2.07.04.000400-Reverse gear spring-L=52.6 φ1.65
10		2.67.02.000032	SN-W-2.67.02.000032-Limit plate of reverse gear
11		2.63.01.02346	SN-W-2.63.01.02346-Flat washer-GB/T 97.1-2002-φ12
12		2.63.01.02484	SN-W-2.63.01.02484-Six-angle nut M12
13		2.63.01.02325	SN-W-2.63.01.02325-Cotter pin 2.5*25
Weeder:Gear Box (Main Shaft)			
1		2.67.02.000061	SN-W-2.67.02.000061-Clutch core
2		2.63.02.000500	SN-W-2.63.02.000500-Deep groove ball bearing -GB/T276-1994-6007
3		2.63.01.02329	SN-W-2.63.01.02329-Elen key bolt screw M6*20
4		2.63.01.02308	SN-W-2.63.01.02308-Spring washer -GB/T 93-1987-φ6
5		2.63.01.01610	SN-W-2.63.01.03397-Big flat washer - GB/T 5287-2002-6*25*2
6		2.67.02.000036	SN-W-2.67.02.000036-Key brushing for main shaft
7		2.63.01.00026	SN-W-2.63.01.00026-Flat washer -GB/T 1096-2003-5*5*20
8		2.09.01.006300	SN-W-2.09.01.006300-O-Ring -GB/T 3452.1-2005-φ36.5*1.8
9		2.63.01.01046	SN-W-2.63.01.01046-Round nut M16*1.5*6
10		2.67.02.000065	SN-W-2.67.02.000065-Main shaft protection cover
11		2.07.06.003900	SN-W-2.07.06.003900-Washer on end of Main shaft
12		2.63.01.02329	SN-W-2.63.01.02329-Elen key screw - GB/T 70.1-2008-M6*20
13		2.63.01.02308	SN-W-2.63.01.02308-Spring washer -GB/T 93-1987-φ6
14		2.09.04.001100	SN-W-2.09.04.001100-Oil-seal - GB/T9877.1-20*35*7
15		2.67.02.000033	SN-W-2.67.02.000033-End cover of Main shaft
16		2.67.02.000038	SN-W-2.67.02.000038-Brushing of Main shaft
17		2.63.02.021900	SN-W-2.63.02.021900-Deep groove ball bearing -GB/T276-1994-6203
18		2.09.01.006900	SN-W-2.09.01.006900-O-Ring-GB/T 3452.1-2005-φ12.5*1.8
19		2.07.03.000600	SN-W-2.07.03.000600-Clip of steel wire
20		2.07.04.001700	SN-W-2.07.04.001700-Main shaft Retaining spring
21		2.06.04.000100	SN-W-2.06.04.000100-Fork limited steel ball Sφ6.3
22		2.67.02.000018	SN-W-2.67.02.000018-Main shaft /20CrMnTi
23		2.67.02.000020	SN-W-2.67.02.000020-Main shaft double gear wheel/
24		2.63.01.02506	SN-W-2.63.01.02506-Flat washer- GB/T5287-2002-8*32*2
25		2.63.01.01225	SN-W-2.63.01.01225-Spline gasket φ8
26		2.63.01.01808	SN-W-2.63.01.01808-Bolt -GB/T 16674.1- 2004-M8*16
27		2.63.01.02988	SN-W-2.63.01.01045-Limited washer clip - GB/T 858-1988-φ16
Weeder:Gear Box (Counter Shaft)			




1		2.67.02.000017	SN-W-2.67.02.000017-Countershaft
2		2.63.01.00030	SN-W-2.63.01.00030-Key -GB/T 1096-2003-6*6*20
3		2.63.02.000200	SN-W-2.63.02.000200-Tapered roller bearing 30204
4		2.67.02.000019	SN-W-2.67.02.000019-Double-tooth countershaft gear wheel
5		2.63.02.021900	SN-W-2.63.02.021900-Deep groove ball bearing -GB/T276-1994-6203
6		2.63.01.01046	SN-W-2.63.01.01046-Round nut M16*1.5*6
7		2.63.01.02988	SN-W-2.63.01.01045-Limited washer clip -GB/T 858-1988-φ16/
8		2.63.01.02092	SN-W-2.63.01.02092-Flat washer clip-GB/T 97.1-2002-φ6
9		2.63.01.02308	SN-W-2.63.01.02308-Spring washer clip-GB/T 93-1987-φ6
10		2.63.01.02331	SN-W-2.63.01.02331-Bolt-GB/T 5783-2000-M6*16
11		2.09.05.002800	SN-W-2.09.05.002800-Paper gasket for counter shaft cap 0.5mm
12		2.67.02.000035	SN-W-2.67.02.000035-Countershaft cap
13		2.63.01.02092	SN-W-2.63.01.02092-Flat washer -GB/T 97.1-2002-φ6
14		2.63.01.02308	SN-W-2.63.01.02308-Spring washer -GB/T 93-1987-φ6
15		2.63.01.02329	SN-W-2.63.01.02329-Elen key screw-GB/T 70.1-2008-M6*20


### Weeder:Gear Box (Shifting Axle)

1		2.63.01.00287	SN-W-2.63.01.00287-Nut/GB/T 6170-2000 M8
2		2.63.01.01705	SN-W-2.63.01.01705-Spring washer GB/T 93-1987 Φ8
3		2.63.01.02093	SN-W-2.63.01.02093-Flat washer -GB/T 97.1-2002-φ8
4		2.67.02.000051	SN-W-2.67.02.000051-Shifting arm
5		2.67.02.000039	SN-W-2.67.02.000039-Brushing for shifting shaft φ18*φ14*30
6		2.09.01.000500	SN-W-2.09.01.000500-O Ring-GB/T 3452.1-2005-φ11.2*2.65
7		2.67.02.000028	SN-W-2.67.02.000028-Shifting fork shaft-Welding parts
8		2.67.02.000034	SN-W-2.67.02.000034-Shifting parts
9		2.63.01.02093	SN-W-2.63.01.02093-Flat washer -GB/T 97.1-2002-φ8
10		2.63.01.01884	SN-W-2.63.01.01884-Cotter pin 2.5*30

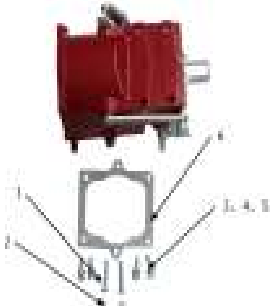
### Weeder:Transmission Box (BevelGear)

1		2.63.01.01884	SN-W-2.63.01.01884-Cotter pin 2.5*30
2		2.63.01.02484	SN-W-2.63.01.02484-Six-angle nut M12
3		2.63.01.02346	SN-W-2.63.01.02346-Flat washer φ12
4		2.67.02.000021	SN-W-2.67.02.000021-Driven Bevel gear
5		2.63.02.000100	SN-W-2.63.02.000100-Tapered roller bearing 30205
6		2.63.02.001400	SN-W-2.63.02.001400-Tapered roller bearing 30204
7		2.67.02.000024	SN-W-2.67.02.000024-Transmission bevel gear shaft
8		2.01.01.036600	SN-W-2.67.02.000002-Transmission box housing




9		2.09.01.000500	SN-W-2.09.01.000500-O-Ring -GB/T 3452.1-2005-φ11.2*2.65
10		2.63.01.02486	SN-W-2.63.01.02486-Drain bolt -GB/T 16674.1-2004-M12*12
11		2.63.02.020200	SN-W-2.63.02.020200-Deep groove ball bearing -GB/T276-1994-6305-2RS
12		2.67.02.000023	SN-W-2.67.02.000023-Output axes tube/φ25.3*φ36*37
13		2.67.02.000025	SN-W-2.67.02.000025-Hexagonal output axes tube
14		2.67.02.000022	SN-W-2.67.02.000022-Bevel gear/Tooth 35pcs
15		2.67.02.000029	SN-W-2.67.02.000029-Press plate for output axes
16		2.63.01.02509	SN-W-2.63.01.02509-Bolt-GB/T 5783-2000-M8*16
17		2.63.01.01705	SN-W-2.63.01.01705-Spring washer -GB/T 93-1987-φ8
18		2.63.01.01705	SN-W-2.63.01.01705-Spring washer -GB/T 93-1987-φ8
19		2.63.01.02336	SN-W-2.63.01.02336-Bolt--GB/T 5783-2000-M8*30
20		2.63.01.02093	SN-W-2.63.01.02093-Flat washer φ8
21		2.63.02.021400	SN-W-2.63.02.021400-Tapered roller bearing 30305
22		2.01.03.006100	SN-W-2.67.02.000004-End cap for transmission box
23		2.09.05.007300	SN-W-2.09.05.007300-Paper pad for transmission box


### Weeder:Gear box fastener

1		2. 63. 01. 01885	SN-W-2.63.01.01885-Bolt-GB/T 16674.1-2004-M8*45
2		2.63.01.00287	SN-W-2.63.01.00287-Bolt-GB/T 6170-2000 M8
3		2.63.01.02093	SN-W-2.63.01.02093-Flat washer-GB/T 97.1-2002-φ8
4		2.63.01.01705	SN-W-2.63.01.01705-Spring washer GB/T 93-1987 Φ8
5		2.63.01.02336	SN-W-2.63.01.02336-Bolt-GB/T 5783-2000-M8*30
6		2.09.05.007400	SN-W-2.09.05.007400-Paper pad for boxes housing/0.5mm


### Weeder:Engine Support


1		2.67.02.000095	SN-W-2.67.02.000071-Engine support
2		2.67.02.000221	SN-W-2.67.02.000075-"U" type drag parts
3		2.63.01.02318	SN-W-2.63.01.02318-Bolt-GB/T 5783-2000-M10*45
4		2.63.01.01777	SN-W-2.63.01.01777-Nut -GB/T 6170-2000-M10
5		2.63.01.02094	SN-W-2.63.01.02094-Flat washer -GB/T 97.1-2002-φ10
6		2.63.01.02095	SN-W-2.63.01.02095-Spring washer -GB/T 93-1987-φ10


### Weeder:Bumper

1		2.67.02.000096	SN-W-2.67.02.000072-Front bumper Assy
		2.67.02.000073	SN-W-2.67.02.000073-
		2.07.04.012400	SN-W-2.67.02.000074-
		2.63.01.01815	SN-W-2.63.01.01815-Bolt GB/T16674.1-2004-M8*40

3		2.63.01.01885	SN-W-2.63.01.01885-Bolt --GB/T 16674.1-2004-M8*45
4		2.63.01.01795	SN-W-2.63.01.01795-Nut-GB/T 6177.1-2000 M8
Weeder:Armrest Seat			
1		2.67.02.000319	SN-W-2.67.02.000069-Armrest
2		2.63.01.01777	SN-W-2.63.01.01777-Nut -GB/T 6170-2000-M10
3		2.63.01.02095	SN-W-2.63.01.02095-Spring washer--GB/T 93-1987-φ10
4		2.63.01.02512	SN-W-2.63.01.02512-Bolt--GB/T 5783-2000-M10*40
5		2.63.01.02094	SN-W-2.63.01.02094-Flat washer--GB/T 97.1-2002-φ10
Weeder:Handel Bar Assy			
1		2.08.02.030100	SN-W-2.67.02.000089-Reverse cable
2		2.67.02.000067	SN-W-2.67.02.000067-Reverse handle lever assy
3		2.67.02.000092	SN-W-2.67.02.000092-handle bar sleeve
4		3.07.03.009700	SN-W-2.67.02.000009-Tool kit box
5		2.67.03.000061	SN-W-2.67.02.000066-Clutch lever
6		2.08.02.027000	SN-W-2.67.02.000088-Clutch cable
7		2.04.08.065300	SN-W-2.67.02.000070-handle bar
8		2.67.02.000091	SN-W-2.67.02.000091-handle sleeve for Up and down adjusting locking handle
9		2.63.01.02326	SN-W-2.63.01.02326-Spring washer--GB/T 93-1987-16*24*4
10		2.63.01.02323	SN-W-2.63.01.02323-Flat washer -GB/T 97.1-2002-16*32*2
11		2.67.02.000068	SN-W-2.67.02.000068-Up and down adjusting locking handle
12		2.63.01.02315	SN-W-2.63.01.02315-Bolt-GB/T 5782-2000-M16*150*2
13		2.67.02.000078	SN-W-2.67.02.000078-Shifting rod
14		2.63.01.02385	SN-W-2.63.01.02385-B type Cotter pin 9*2*38
15		2.63.01.02331	SN-W-2.63.01.02331-Bolt-GB/T 5783-2000-M6*16
16		2.63.01.02307	SN-W-2.63.01.02307-Nut--GB/T 6170-2000-M6
17		2.67.02.000264	SN-W-2.67.02.000063-Shifting handle
18		2.06.01.004600	SN-W-2.06.01.004600-Pin for cable φ10*22
19		2.63.01.02386	SN-W-2.63.01.02386-Cotter pin -GB/T 91-2000-2*20
	2.08.01.008600	SN-W-2.67.02.000086-Throttle cable switch	
	2.67.02.000380	SN-W-2.67.02.000087-Throttle cable	
Weeder:Drag bar parts			
1		2.63.01.02502	SN-W-2.63.01.02502-B Pin with hole 8*50

2		2.63.01.02385	SN-W-2.63.01.02385-B Cotter pin 9*2*38
3		2.67.01.000120	SN-W-2.67.01.000120-Drag bar/speed adjusting bar
4		2.67.02.000076	SN-W-2.67.02.000076-Big pin
5		2.63.01.02492	SN-W-2.63.01.02492-B Cotter pin 20*80*3.5
6		2.67.02.000077	SN-W-2.67.02.000077-"U" type drag bar connector
7		2.63.01.02515	SN-W-2.63.01.02515-Bolt-GB/T 5783-2000-M10*50
Weeder:Fender			

1		2.67.02.000219	SN-W-2.67.02.000081-Bracket of front fender (left)
2		2.67.02.000082	SN-W-2.67.02.000082-Bracket of front fender (Right)
3		2.04.04.061000	SN-W-2.67.02.000080-Fender (Right)
4		2.63.01.01808	SN-W-2.63.01.01808-Bolt GB/T 16674.1-2004 M8*16
5		2.67.02.000083	SN-W-2.67.02.000083-Rear bracket for fender
6		2.63.01.02339	SN-W-2.63.01.02339-Bolt -GB/T 5783-2000-M10*35
7		2.63.01.02095	SN-W-2.63.01.02095-Spring washer GB/T 93-1987 10
8		2.63.01.01795	SN-W-2.63.01.01795-Nut GB/T 6177.1-2000 M8
9		2.04.04.060000	SN-W-2.67.02.000079-Fender (Left)

1		2.67.01.000373	SN-W-2.12.01.052300-Trimming side disc
2		2.67.01.000174	SN-W-2.12.01.052103-Blade without tube (left)
3		2.67.01.000175	SN-W-2.12.01.052104-Blade without tube (Right)
4		2.63.01.02568	SN-W-2.63.01.02568-Pin /φ8*40
5		2.63.01.00287	SN-W-2.63.01.00287-Nut-GB/T 6170-2000 M8
6		2.63.01.01705	SN-W-2.63.01.01705-Spring washer--GB/T 93-1987-φ8
7		2.63.01.02335	SN-W-2.63.01.02335-Bolt--GB/T 5783-2000-M8*25
8		2.67.01.000172	SN-W-2.12.01.052101-Main blade tube shaft
9		2.67.01.000173	SN-W-2.12.01.052102-Counter blade tube shaft